

CONNEX arm chair and sofas

designer johannes scherr

modular lounge

Model No. C.O.M. C.O.L. A B C D E F G H J



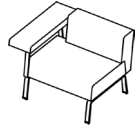
2.25 yds

7710AL/R

w34" d28.5" h29" sh17.5" ah28.5"

armchair, arm on left when seated

shipping 90 lbs. 27 cu.ft.



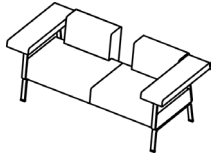
2.25 yds

7710FAL/R

w34" d28.5" h29" sh17.5" ah28.5"

armchair with flush back, arm on left or right when seated

shipping 92 lbs. 27 cu.ft.



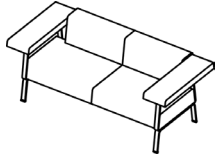
4.5 yds

7720A

w68" d28.5" h29" sh17.5" ah28.5"

two seat sofa with arms

shipping 180 lbs. 45 cu.ft.



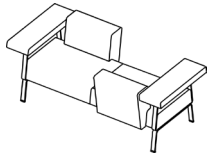
4.5 yds

7720FA

w68" d28.5" h29" sh17.5" ah28.5"

two seat sofa, full back with arms

shipping 184 lbs. 45 cu.ft.



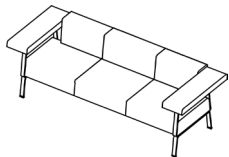
4.5 yds

7722TA

w68" d28.5" h29" sh17.5" ah28.5"

twist sofa

shipping 180 lbs. 45 cu.ft.



6.5 yds

7730A

w84" d28.5" h29" sh17.5" ah28.5"

three seat sofa with arms

shipping 231 lbs. 55 cu.ft.

construction

Frame

- Kiln dried hardwood, hardwood plywood

Legs

- Steel

Foam

- CFC-free fire retardant HR urethane

options

Connecting leg - no charge

- Connects two units, removing one leg

Units may be fixed to floor

finishes

Leg and arm supports

- Powder coat - Cloud silver
- Chrome - Leg
- Arm

to order specify

- Product name
- Model number
- Right or Left arms as appropriate
- Leg & arm supports finish
- Fabric
- Layout

CONNEX armless chair, sofas and benches

designer johannes scherr

modular lounge

Model No. C.O.M. C.O.L. A B C D E F G H J



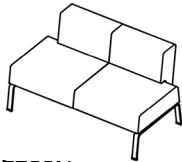
2 yds

7710N

w29.5" d28.5" h29" sh17.5"

chair, no arms

shipping 71 lbs. 27 cu.ft.



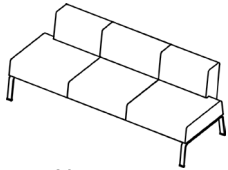
4 yds

7720N

w59" d28.5" h29" sh17.5"

two seat sofa, no arms

shipping 122 lbs. 40 cu.ft.



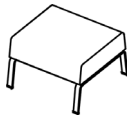
6 yds

7730N

w75" d28.5" h29" sh17.5"

three seat sofa, no arms

shipping 173 lbs. 50 cu.ft.



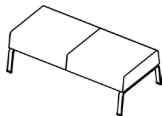
1.1 yds

7701B

w25" d25" h17.5"

ottoman

shipping 44 lbs. 18 cu.ft.



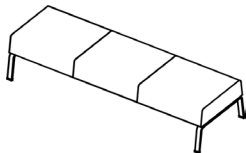
2.2 yds

7702B

w50" d25" h17.5"

two seat bench

shipping 88 lbs. 22 cu.ft.



3.3 yds

7703B

w75" d25" h17.5"

three seat bench

shipping 132 lbs. 32 cu.ft.

construction

Frame

- Kiln dried hardwood, hardwood plywood

Legs

- Steel

Foam

- CFC-free fire retardant HR urethane

options

Connecting leg - no charge

- Connects two units, removing one leg

Units may be fixed to floor

finishes

Leg and arm supports

- Powder coat - Cloud silver
- Chrome - Leg
- Arm

to order specify

- Product name
- Model number
- Right or Left arms as appropriate
- Leg & arm supports finish
- Fabric
- Layout

Model No. C.O.M. C.O.L. A B C D E F G H J



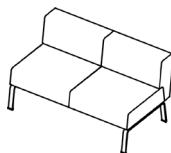
7710F

w25" d28.5" h29" sh17.5"

2 yds

flush full back chair, no arms

shipping 61 lbs. 27 cu.ft.




7720F

w50" d28.5" h29" sh17.5"

4 yds

two seat flush full back sofa, no arms

shipping 122 lbs. 40 cu.ft.




7729FL/R

w50" d28.5" h29" sh17.5"

4 yds

two seat flush back sofa, flush end on right or left when seated, no arms

shipping 118 lbs. 40 cu.ft.



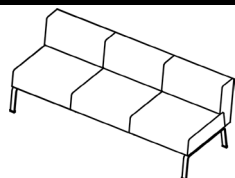
7729AFL/R

w54.5" d28.5" h29" sh17.5"

4.25 yds

two seat flush back sofa, arm on left or right when seated

shipping 137 lbs. 40 cu.ft.



7730F

w75" d28.5" h29" sh17.5"

6 yds

three seat flush full back sofa, no arms

shipping 173 lbs. 50 cu.ft.

construction

Frame

- Kiln dried hardwood, hardwood plywood

Legs

- Steel

Foam

- CFC-free fire retardant HR urethane

options

Connecting leg - no charge

- Connects two units, removing one leg

Units may be fixed to floor

finishes

Leg and arm supports

- Powder coat - Cloud silver
- Chrome - Leg
- Arm

to order specify

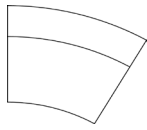
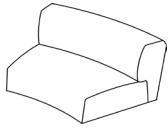
- Product name
- Model number
- Right or Left arms as appropriate
- Leg & arm supports finish
- Fabric
- Layout

CONNEX curvilinear elements (must be connected)

designer johannes scherr

modular lounge

Model No. C.O.M. C.O.L. A B C D E F G H J



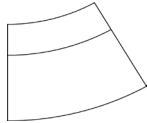
3 yds

771301C

w23.5-37.5" d28.5" h29" sh17.5"

30 degree inside wedge

shipping 64 lbs. 26 cu.ft.



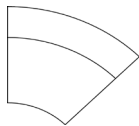
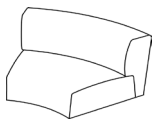
2.75 yds

771300C

w37.5-23.5" d28.5" h29" sh17.5"

30 degree outside wedge

shipping 56 lbs. 26 cu.ft.



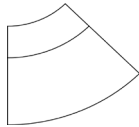
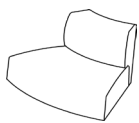
2.75 yds

771451C

w16-36.5" d28.5" h29" sh17.5"

45 degree inside wedge

shipping 60 lbs. 26 cu.ft.



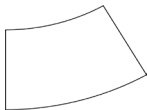
2.75 yds

771450C

w36.5-16" d28.5" h29" sh17.5"

45 degree outside wedge

shipping 52 lbs. 26 cu.ft.



1.5 yds

77130B

w37.5-26" d25" h17.5"

30 degree bench

shipping 34 lbs. 21 cu.ft.



1.5 yds

77145B

w34-16" d25" h17.5"

45 degree bench

shipping 32 lbs. 21 cu.ft.

construction

Frame

- Kiln dried hardwood, hardwood plywood

Legs

- Steel

Foam

- CFC-free fire retardant HR urethane

upholstery for curved units

- Solid, non-repeat fabrics with some stretch are best suited for curved units.
- Yardage requirement will vary according to combination of units and fabric specified.
- Submit sample to confirm yardage and workability.

legs for curved units

- Sold separately

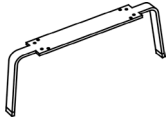
to order specify

- Product name
- Model number
- Leg & arm supports finish
- Fabric
- Layout

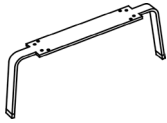
ARCONAS

1-800-387-9496

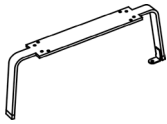
Model No.	Powder coat - Cloud silver	Chrome
-----------	-------------------------------	--------



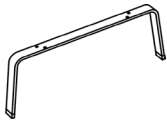
77CON w2.5" d24.5" h9.75"	connecting centre leg	shipping 9 lbs.
-------------------------------------	------------------------------	-----------------



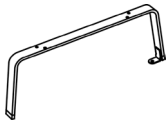
77CONE w2.5" d24.5" h9.75"	connecting centre leg (to be used under arms only)	shipping 9 lbs.
--------------------------------------	---	-----------------



77CONF w2.5" d24.5" h9.75"	connecting leg, with floor mounting bracket	shipping 9 lbs.
--------------------------------------	--	-----------------



77END w1.5" d24.5" h9.75"	end leg	shipping 7 lbs.
-------------------------------------	----------------	-----------------



77ENDF w1.5" d24.5" h9.75"	end leg, with floor mounting bracket	shipping 7 lbs.
--------------------------------------	---	-----------------

construction

- Frame**
 - Kiln dried hardwood, hardwood plywood
- Legs**
 - Steel
- Foam**
 - CFC-free fire retardant HR urethane

finishes

- Leg and arm supports**
 - Powder coat - Cloud silver
 - Chrome

options

Units may be fixed to floor

to order specify

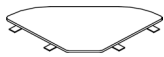
- Product name
- Model number
- Leg finish
- Layout

Model No.	Powder coat - Cloud silver	Chrome
-----------	-------------------------------	--------



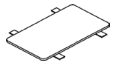
77DESK	desk	shipping 36 lbs. 27 cu.ft.
---------------	-------------	----------------------------

w23.5" d18" h27.5"



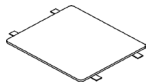
7790	90° connecting table (mounted height 11.5")	shipping 12 lbs.
-------------	--	------------------

w23" d23" h.75"



7712N	12" inline connecting table (mounted height 11.5")	shipping 6 lbs.
--------------	---	-----------------

w12.5" d21" h.75"



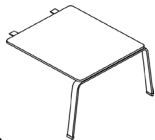
7724N	24" inline connecting table (mounted height 11.5")	shipping 12 lbs.
--------------	---	------------------

w24" d21" h.75"



7712E	12" end table	shipping 15 lbs.
--------------	----------------------	------------------

w12" d21" h.11.5"



7724E	24" end table	shipping 21 lbs.
--------------	----------------------	------------------

w24" d21" h.11.5"

construction

Legs

- Steel

Table tops

- Laminate over wood core with bevelled edge

finishes

Table legs

- Powder coat - Cloud silver
- Chrome

finishes continued

Table tops

- Standard Arconas laminates

Table edge

- Baltic birch plywood edge
- Clear
- Black

options

Free standing table

- 7712E and 7724E only

to order specify

- Product name
- Model number
- Table top finish
- Leg finish
- Layout