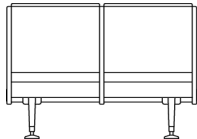


Model No. C.O.M. A B C D E F G H J



2.5 yds

FLY2S

w46" d29.5" h36.5" sh17.5"

two seat unit

shipping 120 lbs.

FLY3S

w69" d29.5" h36.5" sh17.5"

3.5 yds

three seat unit

shipping 180 lbs.

FLY4S

w92" d29.5" h36.5" sh17.5"

4.75 yds

four seat unit

shipping 240 lbs.

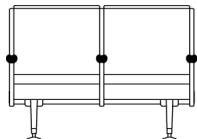
FLY5S

w115" d29.5" h36.5" sh17.5"

5.75 yds

five seat unit

shipping 300 lbs.



FLYARM

w2.75" d11" ah22.5"

arm, black molded arm pad on casting

shipping specifications

Flyaway is shipped for local assembly. Every 10 seats occupy an estimated 50 cu.ft. of shipping space. A minimum order will occupy an estimated 20 cu.ft. Please contact factory for specific shipping specifications. Weight is as shown above.

assembly

Average assembly time is 1.5 hours for 2 people to assemble a 4 seat unit.

construction

Supports, Legs and Arms

- Die cast aluminum

Seat and Back

- Steel pan molded into CFC-free fire retardant HR urethane

Frame

- 3.5" diameter steel tube

Back to Back Connection

- 1"x 3" rectangular steel tube

End Caps

- Nylon

finish

Aluminum

- Satin
- Bright polish

Frame and Back

- Powder coated - Cloud silver

glide

- Adjustable
- units may be fixed to floor


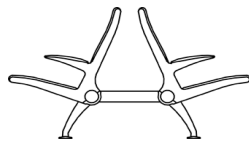
options

- Embroidery of company logo, handicap symbol, etc. Call for pricing.
- Antislip glide for hard floors
- Set of 4

to order specify

- Product name
- Model number
- Aluminum finish
- Fabric
- Top finish as appropriate
- Layout

Model No. C.O.M. A B C D E F G H J



4.75 yds

FLY4D

w46" d61.5" h36.5" sh17.5"

four seat unit back to back, (two seats per side)

shipping 240 lbs.

FLY6D

w69" d61.5" h36.5" sh17.5"

7 yds

six seat unit back to back, (three seats per side)

shipping 360 lbs.

FLY8D

w92" d61.5" h36.5" sh17.5"

9.25 yds

eight seat unit back to back, (four seats per side)

shipping 480 lbs.

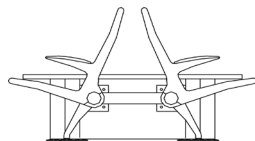
FLY10D

w115" d61.5" h36.5" sh17.5"

11.5 yds

ten seat unit back to back, (five seats per side)

shipping 600 lbs.



FLYCLUSTER

w106" d92" h36.5" sh17.5"

7 yds

six seat cluster unit, with laminate central table

shipping 500 lbs.

shipping specifications

Flyaway is shipped for local assembly. Every 10 seats occupy an estimated 50 cu.ft. of shipping space. A minimum order will occupy an estimated 20 cu.ft. Please contact factory for specific shipping specifications. Weight is as shown above.

assembly

Average assembly time is 1.5 hours for 2 people to assemble a 4 seat unit.

construction

Supports, Legs and Arms

- Die cast aluminum

Seat and Back

- Steel pan molded into CFC-free fire retardant HR urethane

Frame

- 3.5" diameter steel tube

Back to Back Connection

- 1"x 3" rectangular steel tube

End Caps

- Nylon

finish

Aluminum

- Satin
- Bright polish

Frame and Back

- Powder coated - Cloud silver

glide

- Adjustable
- units may be fixed to floor

options

- Embroidery of company logo, handicap symbol, etc.
- Antislid glide for hard floors
- Set of 4
- Cluster unit with power

to order specify

- Product name
- Model number
- Aluminum finish
- Fabric
- Top finish as appropriate
- Layout